

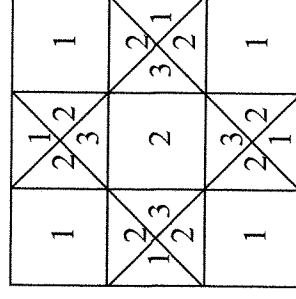
Rules:

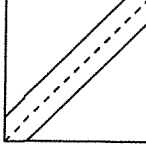
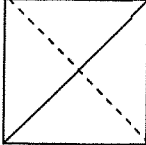
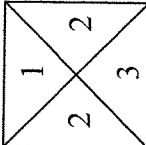
- The finished placemats will be donated to Meals on Wheels
- Finished size approximately 18" across x 14" high
- At least ½ of the 'ugly' fabric must be used in the quilt top and some must be in the block itself
- You must add at least 2 more fabrics: 1 'good' and 1 'bad'. Note: bad and ugly are in the eye of the beholder. Please use 100% cotton only.
- Make the center block according to the instructions on this sheet.
- Add borders to make it approximately 18" x 14"
- Finish it how you choose – either bind or pillow case
- There will be a draw prize from all entries

Lone Star (9 ½" x 9 ½" unfinished):

Note: color placements are up to you. I've only given you the number of blocks to cut for the minimum of 3 colors and their sizes so you know how many of each is required.

- Color 1: Cut 4 pieces 3 ½" x 3 ½" (corners)
- Color 1: Cut 1 pieces 4 ¾" x 4 ¾"
- Color 2: Cut 2 pieces 4 ¾" x 4 ¾"
- Color 2: Cut 1 piece 3 ½" x 3 ½" (center piece)
- Color 3: Cut 1 pieces 4 ¾" x 4 ¾"

**Making the block:**

- Draw a diagonal line on either color 2 or color 3 squares (dashed line)
- Half square triangles: Put 1 square of color 1 & 2 right sides together
- Sew a scant ¼" from each side of your line (solid line).
- Make 1 like this. 
- Do the same with color 2 & 3 – make 1
- Cut on the dashed line, open and press to dark
- Quarter square triangles: Draw a diagonal line across 2 of the half square triangle block (through the corners that don't have a seam – like my dashed lines) 
- Now put 2 half square triangle units right sides together (1 from each group) – have the colors line up so they look like the diagram below. So color 2 will go against 1 and 2 against 3 when they're laying on top of each other.
- Sew a scant ¼" from each side of your line
- Make 2 like this 
- Cut on the dashed line, open and press to dark so it looks like this →
- Square up to 3 ½" x 3 ½"
- Sew 9 pieces into 3 rows then sew 3 rows together to make the block shown
- The block should measure 9 ½" x 9 ½"

Suggested placemat finishing:

- block is 9 ½" x 9 ½" unfinished
- Sides of block 2" wide finished
- Inner border ¾" finished
- Outer border 1 ½" finished
- Total size 13 ½" x 17 ½" finished

